

How do I sign into Classroom?

Students login to Google Classroom using their School G Suite account. Your Google account login is ID number followed by @psd202.org ([ID#@psd202.org](mailto:ID@psd202.org)).

I know how to sign into Google, I just need to join a Classroom:

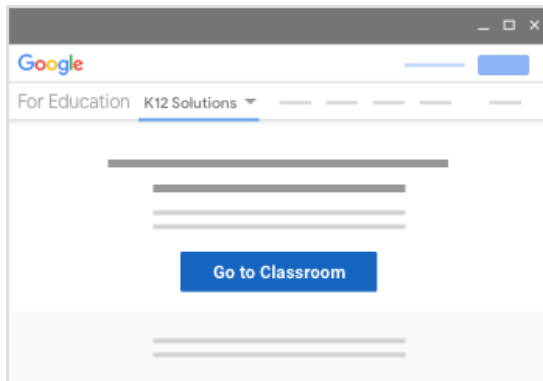
If you already have signed into your school Google account, go to classroom.google.com. If your classes are already listed, you just have to click "join" in the bottom corner of each class. If your classes are not listed, click the + sign in the upper right corner of the screen. Select "join class" and enter the class code provided by your teacher(s).

All your Google Classrooms will be accessible from this page once you have joined.

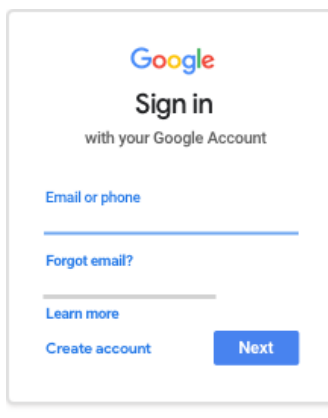
This is my first time signing into Google with my school account and joining a Classroom:

Sign in for the first time

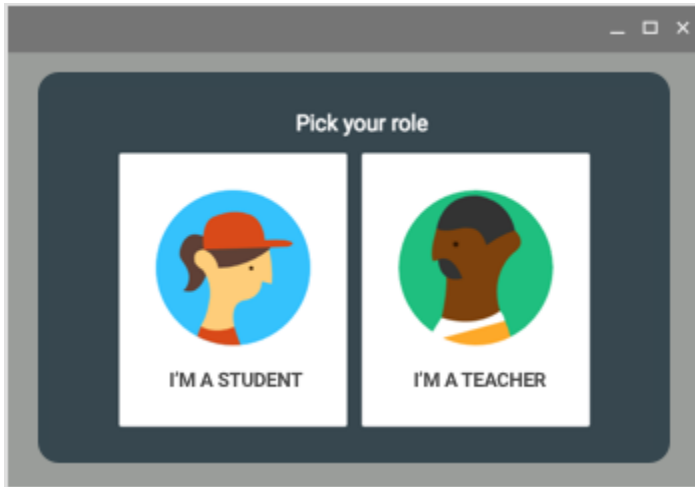
1. Go to classroom.google.com and click Go to Classroom..




2. Enter the email address for your Classroom account (ID#@psd202.org) and click Next.



3. If you are prompted for a password, enter your school-assigned password.
4. If there is a welcome message, review it and click "Accept."
5. If prompted, click "I'm a student."



6. Click Get Started. If your classes are already listed, you just need to click "join" in the bottom corner of each class. If your classes are not listed, click the + sign in the upper right corner of the screen. Select "join class" and enter the class code provided by your teacher(s).



Switch to a different account

If you are signed into multiple accounts and need to switch to the account that you use with Classroom:

1. At the top, click your profile image or initial.
2. Select your school account (ID#@psd202.org).

*If you have trouble, please contact
Ms. Ferris at avalenti@psd202.org for
assistance*